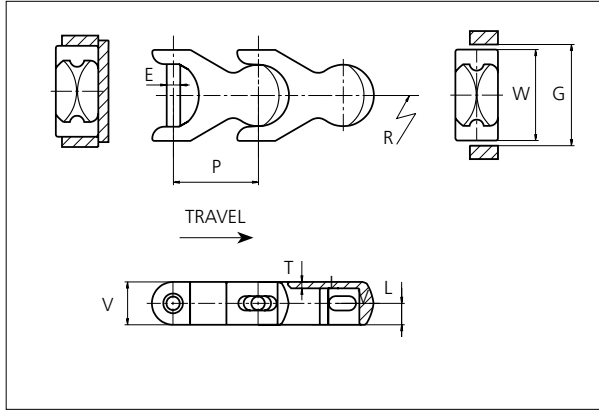


uni Flex Plastic Chain

Series **uni 1702** Type -



uni Flex Plastic Chain
 Side flexing chain
 Pitch: 50.0 mm (1.97 in)
 Backflex radius: 75.0 mm (3.00 in)
 Permissible tensile strength:
 POM material 4000 N (899 lbf)

 Standard shipping lengths:
 boxes of 122 links
 = 6.100 m (20.0 ft)

STANDARD

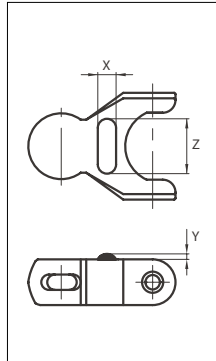
E		G		L		P		T		V	
mm	in	mm	in	mm	in	mm	in	mm	in	mm	in
8.0	56.90	59.0	2.24	12.7	0.50	50.0	1.97	3.5	0.14	25.0	0.98

Width (W)		Material & color	Pin material	Weight		Min. radius (R)	
mm	in			kg/m	lb/ft	mm	in
53.3	2.10	POM-D W POM-D G POM-LF BR POM-SLF DG	SS304	1.5	1.01	150.0	5.91

SIDE FLEXING

Accessories

Rubber Top



Link material	Rubber material	X		Z		Y	
		mm	in	mm	in	mm	in
POM-D W	05 I	10.0	0.39	30.0	1.18	3.0	0.12

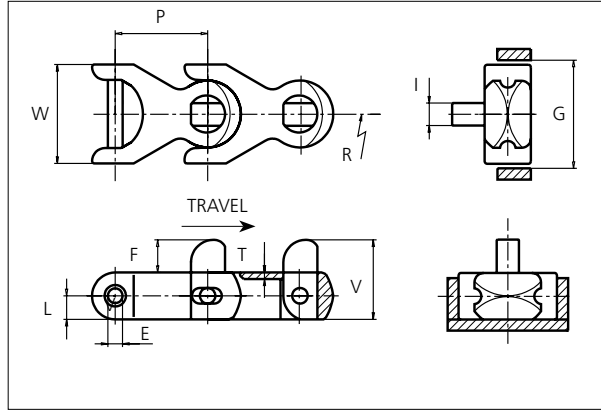

When ordering, please state the required distance between the Rubber Top.

Other Non Standard rubber profiles:
 See uni Rubber Profile Overview

PITCH 50.0 MM/1.97 IN

uni Flex Plastic Chain

Series **uni 1702** Type **M**



uni Flex Plastic Chain
 Side flexing chain
 Pitch: 50.0 mm (1.97 in)
 Backflex radius:
 125.0 mm (4.90 in)
 Permissible tensile strength:
 POM material 4000 N (899 lbf)

 Standard shipping lengths:
 boxes of 122 links
 = 6.100 m (20.0 ft)

STANDARD

E		F		G		I		L		P		T		V	
mm	in	mm	in	mm	in	mm	in	mm	in	mm	in	mm	in	mm	in
8.0	0.31	17.5	0.69	56.9	2.24	12.0	0.47	12.7	0.50	50.0	1.97	3.5	0.14	42.5	1.67

All dimensions are for chains in POM material.

Width (W)		Base material & color	Peg material	Pin material	Weight		Min. radius (R)	
mm	in				kg/m	lb/ft	mm	in
53.3	2.10	POM-D W	POM-D W	SS304	1.5	1.01	150.0	5.91

Non standard material and color: See uni Material and Color Overview.

Non standard pin material: See uni Material and Color Overview.

When ordering, please state the required distance between the pegs.

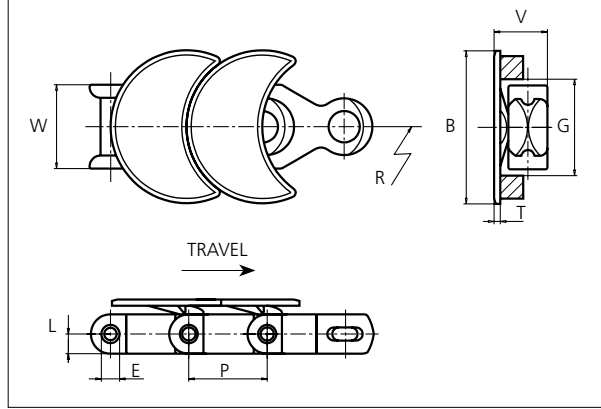
SIDE FLEXING

PITCH 50.0 MM/1.97 IN



uni Flex Plastic Chain

Series **uni 1702** Type **H**



uni Flex Plastic Chain
 Side flexing chain
 Pitch: 50.0 mm (1.97 in)
 Permissible tensile strength:
 POM material 4000 N (899 lbf)

 Standard shipping lengths:
 boxes of 61 links
 = 3.050 m (10.0 ft)

NON STANDARD

B		E		G		L		P		T		V	
mm	in	mm	in	mm	in	mm	in	mm	in	mm	in	mm	in
98.0	3.86	8.0	0.31	56.9	2.24	12.7	0.50	50.0	1.97	4.0	0.16	35.0	1.38

All dimensions are for chains in POM material.

Width (W)		Recommended base material & color	Recommended plate material	Weight		Min. radius (R)	
mm	in			kg/m	lb/ft	mm	in
53.3	2.10	POM-D W POM-D G POM-LF BR	POM-SLF W POM-SLF G POM-LF BR	-	-	150.0	5.91

Non standard material and color: See uni Material and Color Overview.
 Non standard pin material: See uni Material and Color Overview.

SIDE FLEXING

PITCH 50.0 MM/1.97 IN

Sprocket

No of teeth	Pitch diameter		Overall-diameter		Min. ϕ bore		Max. ϕ bore		Hub-diameter		Dimension A		Dimension B		Molded PA6 LG	Molded Cast Iron	Machined SS304
	mm	in	mm	in	mm	in	mm	in	mm	in	mm	in	mm	in	✓	✓	✓
Z8	130.7	5.14	133.0	5.20	20.00	0.80	40.00	1.60	63.00	2.50	47.90	1.90	82.40	3.20	✓	✓	✓
Z10	161.8	6.37	166.1	6.50	20.00	0.80	40.00	1.60	63.00	2.50	64.50	2.50	97.30	3.80	✓	✓	✓
Z12	193.2	7.61	196.0	7.70	20.00	0.80	40.00	1.60	63.00	2.50	80.80	3.20	112.40	4.40	✓	✓	
Z13	208.9	8.22	214.0	8.40	20.00	0.80	40.00	1.60	63.00	2.50	88.90	3.50	120.10	4.70	✓	✓	

Molded sprocket



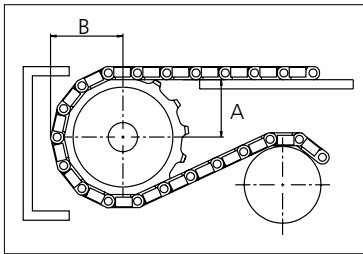
Cast iron sprocket



Machined sprocket



Non standard material and color:
See uni Material and Color Overview.



Please ensure that sufficient size shaft and keyway are chosen for corresponding load.

Other sprocket sizes are available upon request

Width of tooth: 11.0 mm/0.43 in

Width of sprocket: 42.3 mm/1.67 in

Width of cast iron sprocket: 41.3 mm/1.63 in

uni Retainer Rings: See uni Retainer Ring data sheet

uni Idler: See uni Idler data sheet