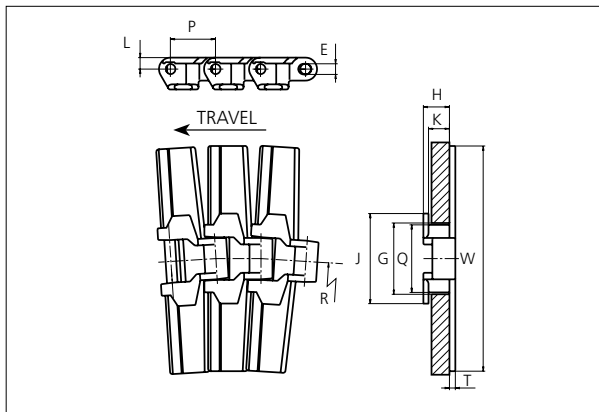


Slat Top Plastic Chain

Series **uni 882** Type **Tab**



Slat Top Plastic Chain

Side flexing chain
 Pitch: 38.1 mm (1.50 in)
 Backflex radius:
 75.0 mm (3.00 in)
 Permissible tensile strength:
 POM material:
 4000 N (899 lbf)
 Standard shipping lengths:
 boxes of 80 links
 = 3.048 m (10.0 ft)

E		G		H		J		K		L		P		Q		T	
mm	in	mm	in	mm	in	mm	in	mm	in	mm	in	mm	in	mm	in	mm	in
8.7	0.34	59.5	2.34	22.2	0.87	76.2	3.00	17.5	0.69	9.5	0.37	38.1	1.50	57.2	2.25	5.0	0.20

All dimensions are for chains in POM material.

	Width (W)		Material & color	Pin material	Weight		Min. radius (R)	
	mm	in			kg/m	lb/ft	mm	in
K450	114.3	4.50	POM-LF BR B	SS304	1.9	1.28	610	24.02
K750	190.5	7.50	POM-D G POM-LF BR B	SS304	2.3	1.55	610	24.02
K1000	254.0	10.00	POM-D W POM-LF BR B	SS304	2.7	1.81	610	24.02
K1200	304.8	12.00	POM-D W G POM-LF BR B	SS304	2.9	1.95	610	24.02
K1500	381.0	15.00	POM-LF BR B	SS304	3.1	2.08	700*	27.56*
K1600	406.4	16.00	POM-LF BR B	SS304	3.2	2.15	700*	27.56*

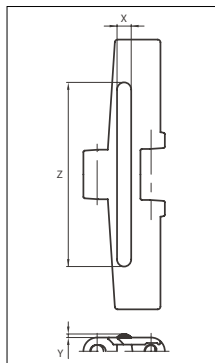

Non standard material and color: See uni Material and Color Overview.

Non standart pin material: See uni Material and Color Overview.

* For uni 882 Tab-K1500 and uni 882 Tab-K1600 we recommend minimum turn radius 700 mm/27.56 in because of the chain width and the danger of links overlapping.

Accessories

Rubber Top



When ordering, please state the required distance between the Rubber Top.

Other Non Standard rubber profiles: See uni Rubber Profile Overview.

Width	Link material	Rubber material	Z		X		Y	
			mm	in	mm	in	mm	in
K450	POM-LF BR	05 I	90.0	3.54	10.0	0.39	2.5	0.10
K750	POM-LF BR POM-D G	05 I	130.0	5.12	10.0	0.39	2.5	0.10
K1000	POM-LF BR	05 I	200.0	7.87	10.0	0.39	2.5	0.10
K1200	POM-LF BR POM-D G	05 I	295.0	11.61	8.0	0.31	2.5	0.10
K1500	POM-LF BR	05 I	295.0	11.61	8.0	0.31	2.5	0.10
K1600	POM-LF BR	05 I	295.0	11.61	8.0	0.31	2.5	0.10



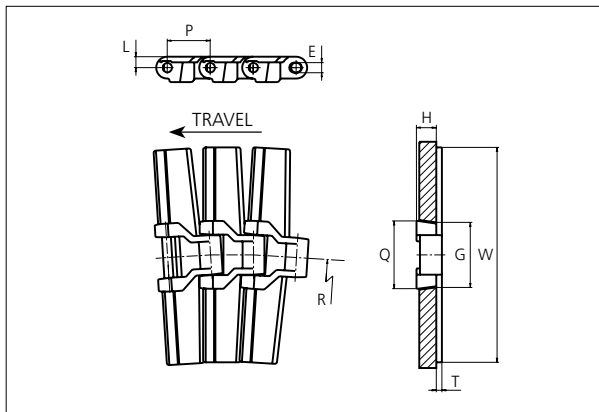
STANDARD

SIDE FLEXING

PITCH 38.1 MM/1.50 IN

Slat Top Plastic Chain

Series **uni 882** Type -



Slat Top Plastic Chain

Side flexing chain
 Pitch: 38.1 mm (1.50 in)
 Backflex radius:
 75.0 mm (3.00 in)
 Permissible tensile strength:
 POM material:
 4000 N (899 lbf)
 Standard shipping lengths:
 boxes of 80 links
 = 3.048 m (10.0 ft)

E		G*		G**		H		L		P		Q		T	
mm	in	mm	in	mm	in	mm	in	mm	in	mm	in	mm	in	mm	in
8.7	0.34	58.0	2.28	63.6	2.50	17.5	0.69	9.5	0.37	38.1	1.50	60.5	2.38	5.0	0.20

*Curve. ** Straight

All dimensions are for chains in POM material.

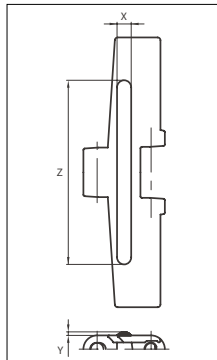

	Width (W)		Recommended material & color	Recommended pin material	Weight		Min. radius (R)		
	mm	in			kg/m	lb/ft	mm	in	
K450	114.3	4.50	POM-D W POM-LF BR	POM-D G POM-SLF DG	SS304	1.8	1.21	610	24.02
K750	190.5	7.50	POM-D W POM-LF BR	POM-D G POM-SLF DG	SS304	2.2	1.48	610	24.02
K1000	254.0	10.00	POM-D W POM-LF BR	POM-D G POM-SLF DG	SS304	2.5	1.68	610	24.02
K1200	304.8	12.00	POM-D W POM-LF BR	POM-D G POM-SLF DG	SS304	2.8	1.88	610	24.02

Non standard material and color: See uni Material and Color Overview.

Non standard pin material: See uni Material and Color Overview.

Accessories

Rubber Top



When ordering, please state the required distance between the Rubber Top.

Other Non Standard rubber profiles:
 See uni Rubber Profile Overview.

Width	Link material	Rubber material	Z		X		Y	
			mm	in	mm	in	mm	in
K450	POM-LF BR	05 I	90.0	3.54	10.0	0.39	2.5	0.10
	POM-D G							
K750	POM-LF BR	05 I	130.0	5.12	10.0	0.39	2.5	0.10
	POM-D G							
K1000	POM-LF BR	05 I	200.0	7.87	10.0	0.39	2.5	0.10
	POM-D G							
K1200	POM-LF BR	05 I	295.0	11.61	8.0	0.31	2.5	0.10
	POM-D G							



NON STANDARD

SIDE FLEXING

PITCH 38.1 MM/1.50 IN

Sprocket

No. of teeth	Pitch diameter		Overall diameter		Min. ϕ bore		Max. ϕ bore		Hub-diameter		Dimension A		Dimension B		Molded PA6 LG	Molded Cast Iron	Machined PA6
	mm	in	mm	in	mm	in	mm	in	mm	in	mm	in	mm	in			
Z9	111.4	4.39	112.7	4.44	20.0	0.79	45.0	1.77	60.0	2.36	57.1	2.25	65.4	2.57	✓	✓	
Z10	123.3	4.85	125.0	4.92	20.0	0.79	45.0	1.77	65.0	2.56	63.4	2.50	71.3	2.81	✓	✓	
Z11	135.2	5.32	137.4	5.41	20.0	0.79	50.0	1.97	73.5	2.89	69.6	2.74	77.3	3.04	✓	✓	
Z12	147.2	5.80	150.6	5.93	20.0	0.79	50.0	1.97	73.5	2.89	75.8	2.98	83.3	3.28	✓	✓	
Z15	183.3	7.22	186.9	7.36	20.0	0.79	50.0	1.97	120.0	4.72	94.3	3.71	101.3	3.99		✓	✓

Two part sprocket

No. of teeth	Pitch diameter		Overall diameter		Min. ϕ bore		Max. ϕ bore		Hub-diameter		Dimension A		Dimension B		Molded PA6 LG
	mm	in	mm	in	mm	in	mm	in	mm	in	mm	in	mm	in	
Z9	111.4	4.39	112.7	4.31	20.0	0.79	45.0	1.77	60.0	2.36	57.1	2.25	65.4	2.57	✓
Z10	123.3	4.85	125.0	4.81	20.0	0.79	45.0	1.77	65.0	2.56	63.4	2.50	71.3	2.81	✓
Z11	135.2	5.32	137.4	5.30	20.0	0.79	50.0	1.97	73.5	2.89	69.6	2.74	77.3	3.04	✓
Z12	147.2	5.80	150.6	5.79	20.0	0.79	50.0	1.97	73.5	2.89	75.8	2.98	83.3	3.28	✓

Non standard material and color:
See uni Material and Color Overview.

Molded sprocket



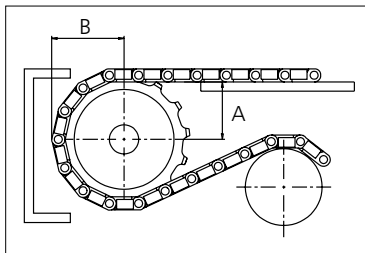
Cast iron sprocket



Machined sprocket



Molded two part sprocket



Please ensure that sufficient size shaft and keyway are chosen for corresponding load.

Other sprocket sizes are available upon request
Width of tooth: 22.20 mm/0.87 in
Width of sprocket: 42.3 mm/1.70 in
uni Retainer Rings: See uni Retainer Ring data sheet