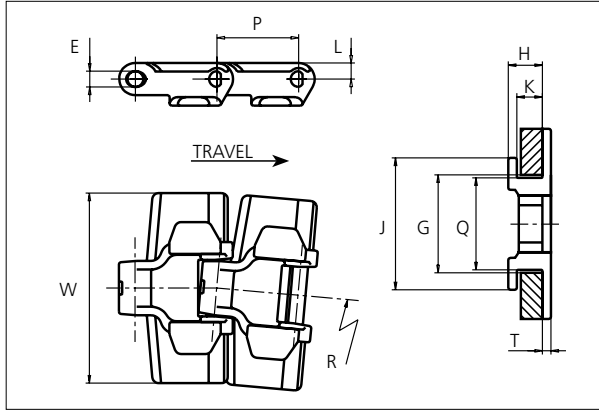


Slat Top Plastic Chain

Series **uni 879** Type **Tab**



Slat Top Plastic Chain
 Side flexing chain
 Pitch: 38.1 mm (1.50 in)
 Backflex radius:
 75.0 mm (3.00 in)
 Permissible tensile strength:
 POM material:
 2250 N (506 lbf)

 Standard shipping lengths:
 boxes of 80 links
 = 3.048 m (10.0 ft)

STANDARD

E		G		H		J		K		L		P		Q		T	
mm	in	mm	in	mm	in	mm	in	mm	in	mm	in	mm	in	mm	in	mm	in
7.1	0.28	44.5	1.75	15.9	0.63	61.5	2.42	11.9	0.47	8.5	0.33	38.1	1.50	43.1	1.70	5.0	0.20

All dimensions are for chains in POM material.

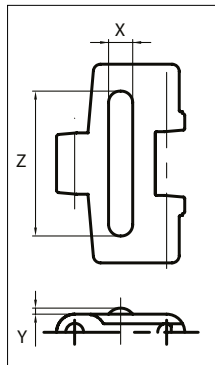
	Width (W)		Material & color	Pin material	Weight		Min. radius (R)	
	mm	in			kg/m	lb/ft	mm	in
K250	63.5	2.50	-	-	-	-	-	-
K325	82.6	3.25	POM-LF BR	SS304	1.1	0.74	400	15.75
K450	114.3	4.50	POM-LF BR	SS304	1.3	0.87	400	15.75

Non standard material and color: See uni Material and Color Overview.
 Non standard pin material: See uni Material and Color Overview.

SIDE FLEXING

Accessories

Rubber Top



When ordering, please state the required distance between the Rubber Top.

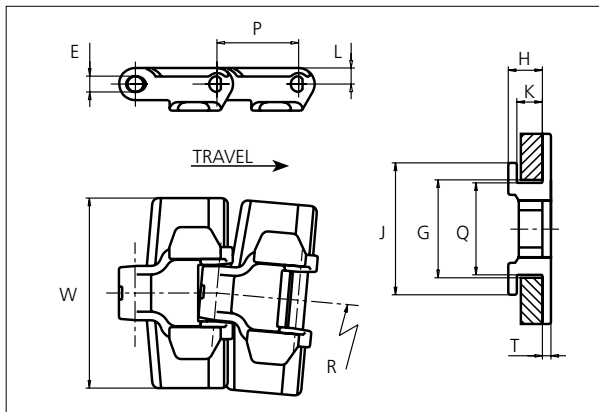
Other Non Standard rubber profiles:
 See uni Rubber Profile Overview.

Width	Link material	Rubber material	Z		X		Y	
			mm	in	mm	in	mm	in
K325	POM-LF BR	05 I	60	2.36	10	0.39	2.5	0.10
K450	POM-LF BR	05 I	90	3.54	10	0.39	2.5	0.10

PITCH 38.1 MM/1.50 IN

Slat Top Plastic Chain

Series **uni 879** Type **Tab R**



Slat Top Plastic Chain
 Side flexing chain
 Pitch: 38.1 mm (1.50 in)
 Backflex radius:
 75.0 mm (3.00 in)
 Permissible tensile strength:
 POM material:
 2250 N (506 lbf)

 Standard shipping lengths:
 boxes of 80 links
 = 3.048 m (10.0 ft)

E		G		H		J		K		L		P		Q		T	
mm	in	mm	in	mm	in	mm	in	mm	in	mm	in	mm	in	mm	in	mm	in
7.1	0.28	44.5	1.75	15.9	0.63	61.5	2.42	11.9	0.47	8.5	0.33	38.1	1.50	43.1	1.70	5.0	0.20

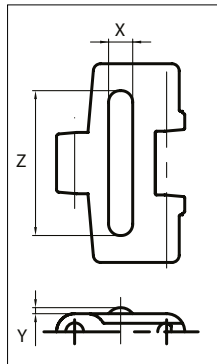
All dimensions are for chains in POM material.

	Width (W)		Material & color	Pin material	Weight		Min. radius (R)	
	mm	in			kg/m	lb/ft	mm	in
K325	82.6	3.25	POM-LF BR	SS304	0.9	0.61	200	7.87
K450	114.3	4.50	POM-LF BR	SS304	1.2	0.81	200	7.87

Non standard material and color: See uni Material and Color Overview.
 Non standard pin material: See uni Material and Color Overview.

Accessories

Rubber Top



When ordering, please state the required distance between the Rubber Top.

Other Non Standard rubber profiles:
 See uni Rubber Profile Overview.

Width	Link material	Rubber material	Z		X		Y	
			mm	in	mm	in	mm	in
K325	POM-LF BR	05 I	60	2.36	10	0.39	2.5	0.10

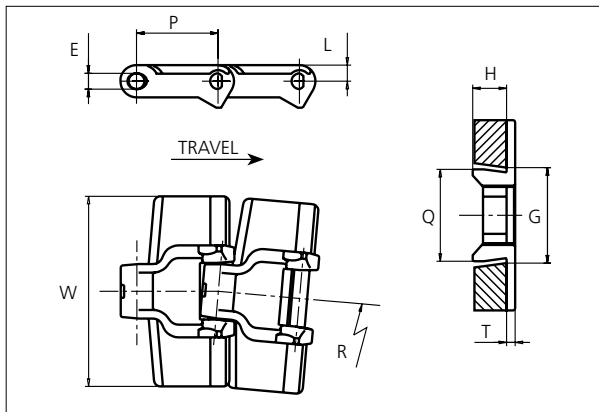
STANDARD

SIDE FLEXING

PITCH 38.1 MM/1.50 IN

Slat Top Plastic Chain

Series **uni 879** Type -



Slat Top Plastic Chain
 Side flexing chain
 Pitch: 38.1 mm (1.50 in)
 Backflex radius: 75 mm (3 in)
 Permissible tensile strength:
 POM material: 2250 N (506 lbf)

 Standard shipping lengths:
 boxes of 80 links
 = 3.048 m (10.0 ft)

NON STANDARD

E		G*		G**		H		J		K		L		P		Q		T	
mm	in	mm	in	mm	in	mm	in	mm	in	mm	in	mm	in	mm	in	mm	in	mm	in
7.1	0.28	41.3	1.63	46.6	1.83	15.9	0.63	61.5	2.42	11.9	0.47	8.5	0.33	38.1	1.50	43.1	1.70	5.0	0.20

*Curve, ** Straight

All dimensions are for chains in POM material.

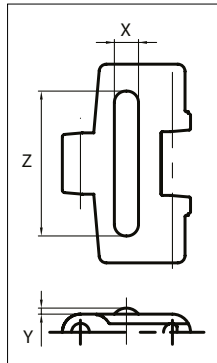
	Width (W)		Recommended material & color	Recommended pin material	Weight		Min. radius (R)		
	mm	in			kg/m	lb/ft	mm	in	
K250	63.5	2.50	POM-D W POM-LF BR	POM-D G POM-SLF DG	SS304	1.0	0.67	400	15.75
K325	82.6	3.25	POM-D W POM-LF BR	POM-D G POM-SLF DG	SS304	1.0	0.67	400	15.75
K450	114.3	4.50	POM-D W POM-LF BR	POM-D G POM-SLF DG	SS304	1.3	0.87	400	15.75

Other non standard material and color: See uni Material and Color Overview.

Other non standard pin material: See uni Material and Color Overview.

Accessories

Rubber Top



When ordering, please state the required distance between the Rubber Top.

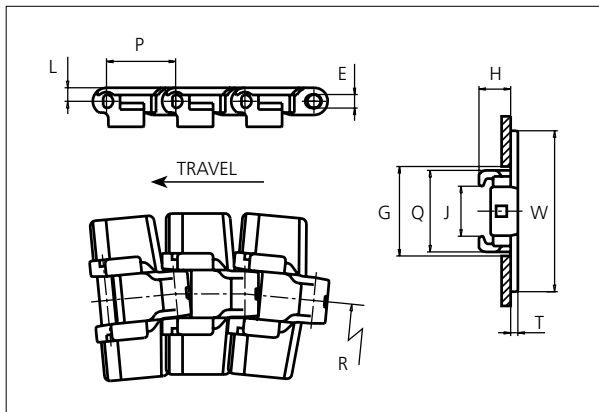
Other Non Standard rubber profiles:
 See uni Rubber Profile Overview

Width	Link material	Rubber material	Z		X		Y	
			mm	in	mm	in	mm	in
K325	POM-LF BR	05 I	60	2.36	10	0.39	2.5	0.10
K450	POM-LF BR	05 I	90	3.54	10	0.39	2.5	0.10

PITCH 38.1 MM/1.50 IN

Slat Top Plastic Chain

Series **uni 879** Type **Super Flex**



Slat Top Plastic Chain
 Side flexing chain
 Pitch: 38.1 mm (1.50 in)
 Backflex radius:
 75.0 mm (3.00 in)
 Permissible tensile strength:
 POM material: 2250 N (506 lbf)

 Standard shipping lengths:
 boxes of 80 links
 = 3.048 m (10.0 ft)

E		G		H		J		L		P		Q		T	
mm	in	mm	in	mm	in	mm	in	mm	in	mm	in	mm	in	mm	in
7.0	0.28	46.0	1.81	17.5	0.69	27.5	1.08	7.5	0.30	38.1	1.50	42.3	1.67	5.0	0.20

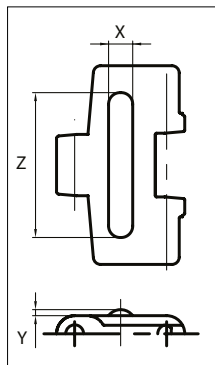
All dimensions are for chains in POM material.

	Width (W)		Recommended Material & color	Pin material	Weight		Min. radius (R)	
	mm	in			kg/m	lb/ft	mm	in
K450	114.3	4.50	POM-D W POM-D G POM-LF BR POM-SLF DG	SS304	1.1	0.67	610	24.02

Non standard material and color: See uni Material and Color Overview.
 Non standard pin material: See uni Material and Color Overview.

Accessories

Rubber Top



When ordering, please state the required distance between the Rubber Top.

Other Non Standard rubber profiles:
 See uni Rubber Profile Overview.

Width	Link material	Rubber material	Z		X		Y	
			mm	in	mm	in	mm	in
K450	POM-LF BR	05 I	90	3.54	10	0.39	2.5	0.10

NON STANDARD

SIDE FLEXING

PITCH 38.1 MM/1.50 IN

Sprocket

No. of teeth	Pitch diameter		Overall diameter		Min. ϕ bore		Max. ϕ bore		Hub diameter		Dimension A		Dimension B		Molded PA6 LG	Molded Cast Iron
	mm	in	mm	in	mm	in	mm	in	mm	in	mm	in	mm	in		
Z9	111.4	4.39	109.7	4.32	20.0	0.80	40.0	1.60	70.0	2.76	55.9	2.20	63.2	2.49	✓	✓
Z10	123.3	4.85	122.3	4.81	20.0	0.80	40.0	1.60	70.0	2.76	62.2	2.45	69.2	2.72	✓	✓
Z11	135.2	5.32	134.8	5.31	20.0	0.80	40.0	1.60	70.0	2.76	68.4	2.69	75.1	2.96	✓	✓
Z12	147.2	5.80	147.2	5.80	20.0	0.80	40.0	1.60	70.0	2.76	74.6	2.94	81.1	3.19	✓	✓
Z15	183.3	7.22	184.3	7.26	20.0	0.80	40.0	1.60	70.0	2.76	93.2	3.67	99.2	3.91	✓	✓

Two part sprocket

No. of teeth	Pitch diameter		Overall diameter		Min. ϕ bore		Max. ϕ bore		Hub diameter		Dimension A		Dimension B		Molded PA6 LG
	mm	in	mm	in	mm	in	mm	in	mm	in	mm	in	mm	in	
Z9	111.4	4.39	109.7	4.32	20.0	0.80	40.0	1.60	70.0	2.76	55.9	2.20	63.2	2.49	✓
Z10	123.3	4.85	122.3	4.81	20.0	0.80	40.0	1.60	70.0	2.76	62.2	2.45	69.2	2.72	✓
Z11	135.2	5.32	134.8	5.31	20.0	0.80	40.0	1.60	70.0	2.76	68.4	2.69	75.1	2.96	✓
Z12	147.2	5.80	147.2	5.80	20.0	0.80	40.0	1.60	70.0	2.76	74.6	2.94	81.1	3.19	✓

Non standard material and color:
See uni Material and Color Overview.

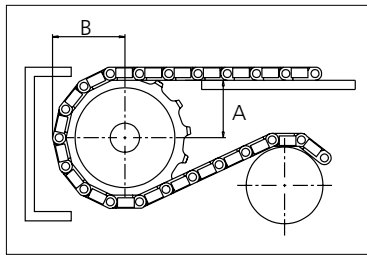
Molded sprocket



Cast iron sprocket



Molded two part sprocket



Please ensure that sufficient size shaft and keyway are chosen for corresponding load.

Other sprocket sizes are available upon request

Width of tooth: 15.8 mm/0.62 in

Width of sprocket: 42.3 mm/1.67 in

uni Retainer Rings: See uni Retainer Ring data sheet

uni Idler: See uni Idler data sheet