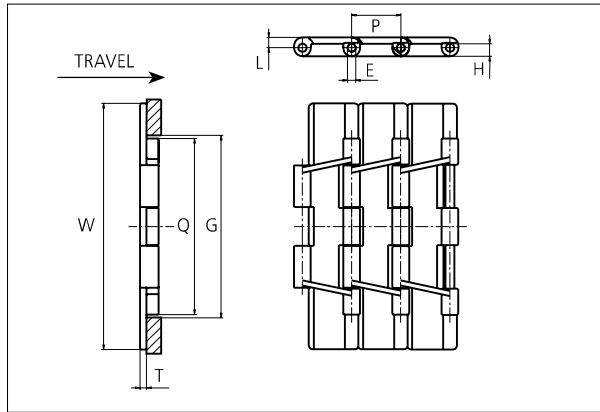


# Slat Top Plastic Chain

Series **uni 821** Type -



**Slat Top Plastic Chain**  
 Straight running chain  
 Pitch: 38.1 mm (1.50 in)  
 Backflex radius:  
 75.0 mm (3.00 in)  
 Permissible tensile strength:  
 POM material 3000 N (674 lbf)  
  
 Standard shipping lengths:  
 boxes of 80 links  
 = 3.048 m (10.0 ft)

STANDARD

E		G		H		L		P		Q		T	
mm	in	mm	in	mm	in	mm	in	mm	in	mm	in	mm	in
6.4	0.25	140.0	5.51	9.5	0.37	8.0	0.31	38.1	1.50	136.5	5.37	5.0	0.20

All dimensions are for chains in POM material.

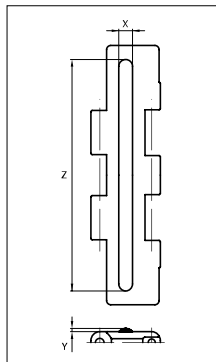

	Width (W)		Material & color	Pin material	Weight	
	mm	in			kg/m	lb/ft
<b>K750</b>	190.5	7.50	POM-D <b>G</b> POM-LF <b>BR</b>	<b>SS304</b>	2.6	1.74
			POM-SLF <b>DG</b>			
<b>K1000</b>	254.0	10.00	POM-D <b>G</b> POM-LF <b>BR</b>	<b>SS304</b>	3.1	2.08
			POM-SLF <b>DG</b>			
<b>K1200</b>	304.8	12.00	POM-D <b>G</b> POM-LF <b>BR</b>	<b>SS304</b>	3.4	2.29

Non standard material and color: See uni Material and Color Overview.

Non standard pin material: See uni Material and Color Overview.

## Accessories

### Rubber Top



When ordering, please state the required distance between the Rubber Top.

Other Non Standard rubber profiles:  
 See uni Rubber Profile Overview.

Width	Link material	Rubber material	Z		X		Y	
			mm	in	mm	in	mm	in
<b>K750</b>	POM-LF <b>BR</b>	05 <b>I</b>	170	6.69	10	0.39	2.5	0.09
<b>K1000</b>	POM-LF <b>BR</b>	05 <b>I</b>	200	7.87	10	0.39	2.5	0.09
<b>K1200</b>	POM-LF <b>BR</b>	05 <b>I</b>	295	11.61	8	0.31	2.5	0.09

STRAIGHT RUNNING

PITCH 38.1 MM/1.50 IN

### Sprocket

No. of teeth	Pitch diameter		Overall diameter		Min. $\phi$ bore		Max. $\phi$ bore		Hub diameter		Dimension A		Dimension B		Molded Cast Iron	Machined PA6
	mm	in	mm	in	mm	in	mm	in	mm	in	mm	in	mm	in		
Z19	117.3	4.62	117.0	4.61	20.0	0.79	70.0	2.76	0	0	58.7	2.31	64.5	2.54		✓
Z21	129.2	5.09	130.0	5.12	20.0	0.79	70.0	2.76	0	0	65.0	2.56	70.5	2.78	✓	✓
Z23	141.2	5.56	142.0	5.59	20.0	0.79	70.0	2.76	0	0	71.2	2.80	76.5	3.01	✓	✓
Z25	153.2	6.03	155.0	6.10	20.0	0.79	70.0	2.76	0	0	77.4	3.05	82.5	3.25	✓	✓
Z27	165.2	6.50	167.0	6.57	20.0	0.79	100.0	3.93	0	0	83.6	3.29	88.5	3.48	✓	✓
Z29	177.2	6.98	179.0	7.05	20.0	0.79	110.0	4.33	0	0	89.8	3.54	94.6	3.72	✓	✓
Z31	189.3	7.45	192.0	7.56	20.0	0.79	120.0	4.72	0	0	95.9	3.78	100.6	3.96	✓	✓

### Two part sprocket

No. of teeth	Pitch diameter		Overall diameter		Min. $\phi$ bore		Max. $\phi$ bore		Hub diameter		Dimension A		Dimension B		Molded PA6 LG
	mm	in	mm	in	mm	in	mm	in	mm	in	mm	in	mm	in	
Z25	153.2	6.03	155.0	6.10	30.0	1.18	40.0	1.57	58.0	2.28	77.4	3.05	82.5	3.25	✓

Cast iron sprocket



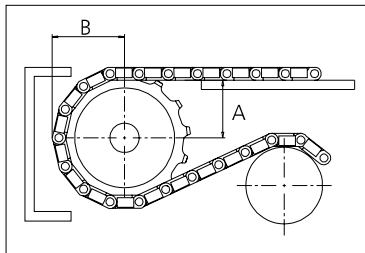
Machined sprocket



Molded two part sprocket



Non standard material and color:  
See uni Material and Color Overview.



Please ensure that sufficient size shaft and keyway are chosen for corresponding load.

Other sprocket sizes are available upon request

Width of tooth: 79.4 mm/3.13 in

Width of sprocket: 79.4 mm/3.13 in

uni Retainer Rings: See uni Retainer Ring data sheet

uni Idler: See uni Idler data sheet

uni Guide Rings can be mounted on cast iron and machined sprockets. See uni Guide Rings data sheet.