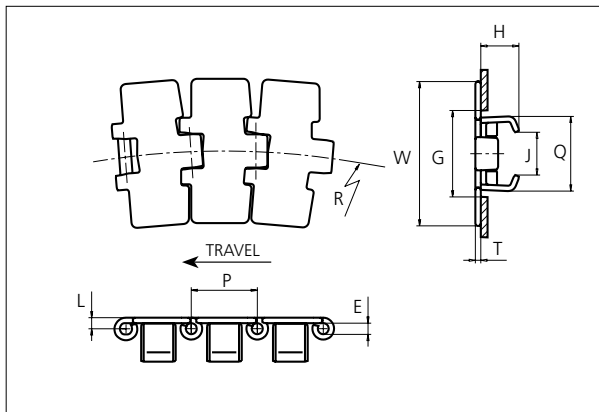


Slat Top Stainless Steel Chain

Series **uni 881** Type **Super Flex**



Slat Top Stainless Steel Chain

Side flexing chain
Pitch: 38.1 mm (1.50 in)
Backflex radius:
76.2 mm (3.00 in)

Standard shipping lengths:
coils of 80 in
= 3.048 m (10.0 ft)

E		G		H		J		L		P		Q		T	
mm	in	mm	in	mm	in	mm	in	mm	in	mm	in	mm	in	mm	in
6.4	0.25	46.5	1.75	22.0	0.87	24.5	0.96	6.4	0.25	38.1	1.50	41.7	1.68	3.1	0.12

	Width (W)		Min. radius (R)		Weight		Permissible tensile strength N/lbf	Chain material	Pin material*	Surface	
	mm	in	mm	in	kg/m	lb/ft				Roughness	Hardness
K325	82.6	3.25	457	17.99	2.90	1.95	2250 / 506	AISI 430 (Work hardened ferritic Stainless Steel)	AISI 431 (Work hardened magnetic Stainless Steel)	< 0.5 μm	20 HRC
K450	114.3	4.50	500	19.69	3.60	2.42					
K750	190.5	7.50	500	19.69	5.30	3.56					

* Chains with special hardened pin (HP) for additional wear resistance and higher corrosion strength are made to order.

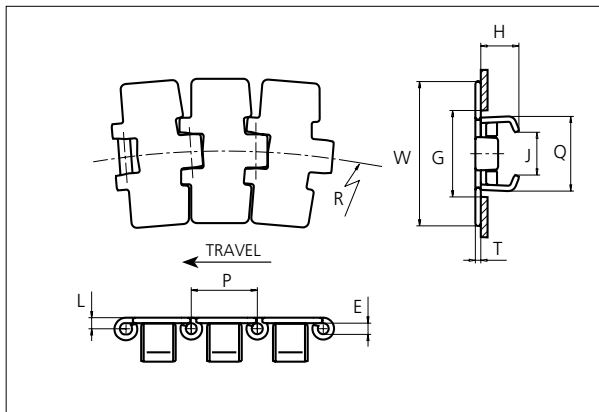
NON STANDARD

SIDE FLEXING

PITCH 38.1 MM/1.50 IN

Slat Top Stainless Steel Chain

Series **uni 881** Type **Super Flex**



Slat Top Stainless Steel Chain

Side flexing chain
 Pitch: 38.1 mm (1.50 in)
 Backflex radius:
 76.2 mm (3.00 in)

Standard shipping lengths:
 coils of 80 in
 = 3.048 m (10 ft)

E		G		H		J		L		P		Q		T	
mm	in	mm	in	mm	in	mm	in	mm	in	mm	in	mm	in	mm	in
6.4	0.25	46.5	1.75	22.0	0.87	24.5	0.96	6.4	0.25	38.1	1.50	41.7	1.68	3.1	0.12

	Width (W)		Min. radius (R)		Weight		Permissible tensile strength N/lbf	Chain material	Pin material*	Surface	
	mm	in	mm	in	kg/m	lb/ft				Roughness	Hardness
K325	82.6	3.25	457	17.99	2.90	1.95	2250 / 506	AISI 304 (Work hardened Crome-nickel 18/8 austenitic Stainless Steel)	AISI 304 (Work hardened Crome-nickel 18/8 austenitic Stainless Steel)	< 0.5 µm	26 HRC
K450	114.3	4.50	500	19.69	3.60	2.42					
K750	190.5	7.50	500	19.69	5.30	3.56					

* Chains with special hardened pin (HP) for additional wear resistance and higher corrosion strength are made to order.

NON STANDARD

SIDE FLEXING

PITCH 38.1 MM/1.50 IN

Sprocket

No of teeth	Pitch diameter		Overall-diameter		Min. ø bore		Max. ø bore		Hub-diameter		Dimension A		Dimension B		Molded PA6 LG	Molded Cast Iron	Machined PA6 N
	mm	in	mm	in	mm	in	mm	in	mm	in	mm	in	mm	in			
Z19	117.3	4.62	117.0	4.61	20.0	0.79	40.0	1.57	58.0	2.28	58.7	2.31	64.5	2.54	✓	✓	
Z21	129.2	5.09	130.0	5.12	20.0	0.79	40.0	1.57	58.0	2.28	65.0	2.56	70.5	2.78	✓	✓	
Z23	141.2	5.56	142.0	5.59	20.0	0.79	40.0	1.57	58.0	2.28	71.2	2.80	76.5	3.01	✓	✓	
Z25	153.2	6.03	155.0	6.10	20.0	0.79	40.0	1.57	58.0	2.28	77.4	3.05	82.5	3.25	✓	✓	
Z27	165.2	6.50	167.0	6.57	20.0	0.79	70.0	2.76	n/a	n/a	83.6	3.29	88.5	3.48		✓	✓
Z29	177.2	6.98	179.0	7.05	20.0	0.79	70.0	2.76	n/a	n/a	89.8	3.54	94.6	3.72		✓	✓
Z31	189.3	7.45	192.0	7.56	20.0	0.79	70.0	2.76	n/a	n/a	95.9	3.78	100.6	3.96		✓	✓

Two part sprocket

No of teeth	Pitch diameter		Overall-diameter		Min. ø bore		Max. ø bore		Hub-diameter		Dimension A		Dimension B		Molded PA6 LG
	mm	in	mm	in	mm	in	mm	in	mm	in	mm	in	mm	in	
Z19	117.3	4.62	117.0	4.61	20.0	0.79	40.0	1.57	58.0	2.28	58.7	2.31	64.5	2.54	✓
Z21	129.2	5.09	130.0	5.12	20.0	0.79	40.0	1.57	58.0	2.28	65.0	2.56	70.5	2.78	✓
Z23	141.2	5.56	142.0	5.59	20.0	0.79	40.0	1.57	58.0	2.28	71.2	2.80	76.5	3.01	✓
Z25	153.2	6.03	155.0	6.10	20.0	0.79	40.0	1.57	58.0	2.28	77.4	3.05	82.5	3.25	✓

Molded sprocket



Cast iron sprocket



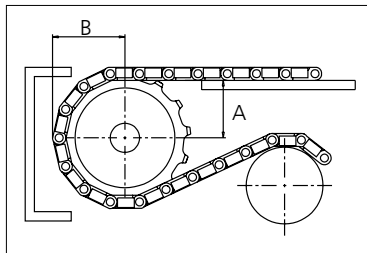
Machined sprocket



Two part sprocket



Non standard material and color:
See uni Material and Color Overview.



Please ensure that sufficient size shaft and keyway are chosen for corresponding load.

Other sprocket sizes are available upon request

Width of tooth: 22.0 mm (0.87 in)

Width of sprocket: 42.3 mm (1.67 in)

uni Retainer Rings: See uni Retainer Ring datasheet

uni Guide Rings can be mounted on cast iron and machined sprockets. See uni Guide Rings data sheet.