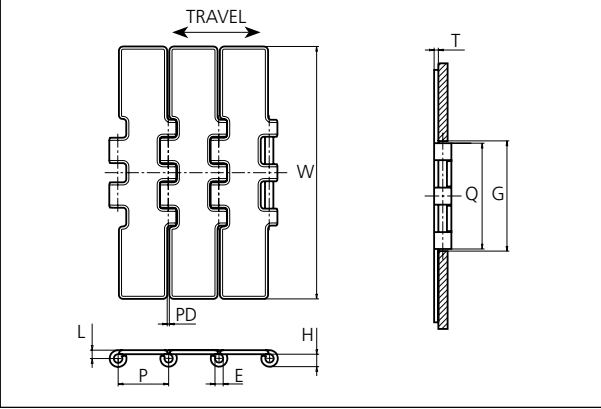


Slat Top Steel Chain

Series **uni 800** Type **Double Hinge**



Slat Top Steel Chain
 Straight running chain
 Pitch: 38.1 mm (1.50 in)
 Backflex radius:
 150.0 mm (5.91 in)

 Standard shipping lengths:
 coils of 80 links
 = 3.048 m (10.0 ft)

STANDARD

E		G		H		L		P		Q		T		PD	
mm	in	mm	in	mm	in	mm	in	mm	in	mm	in	mm	in	mm	in
6.4	0.25	82.5	3.25	9.9	0.39	6.5	0.26	38.1	1.50	80.5	3.17	3.0	0.12	1.6	0.06

STRAIGHT RUNNING


	Width (W)		Weight		Permissible tensile strength N/lbf	Chain material	Pin material*	Surface	
	mm	in	kg/m	lb/ft				Roughness	Hardness
K750	190.5	7.50	5.80	3.90	6000 / 1349	S1045 (Heat-treated Carbon Steel)	S1045 (Case-hardened Carbon Steel)	> 0.5 μm	43 HRC

* Chains with special hardened pin (HP) for additional wear resistance and higher corrosion strength are made to order.

PITCH 38.1 MM/1.50 IN



Sprocket

No. of teeth	Pitch diameter		Overall diameter		Min. ϕ bore		Max. ϕ bore		Hub diameter		Dimension A		Dimension B		Molded Cast Iron	Machined PA6 
	mm	in	mm	in	mm	in	mm	in	mm	in	mm	in	mm	in		
Z19	117.3	4.62	117.0	4.61	20.0	0.79	40.0	1.57	58.0	2.28	58.7	2.31	64.5	2.54	✓	✓
Z21	129.2	5.09	130.0	5.12	20.0	0.79	40.0	1.57	58.0	2.28	65.0	2.56	70.5	2.78	✓	✓
Z23	141.2	5.56	142.0	5.59	20.0	0.79	40.0	1.57	58.0	2.28	71.2	2.80	76.5	3.01	✓	✓
Z25	153.2	6.03	155.0	6.10	20.0	0.79	40.0	1.57	58.0	2.28	77.4	3.05	82.5	3.25	✓	✓
Z27	165.2	6.50	167.0	6.57	20.0	0.79	70.0	2.76	n/a	n/a	83.6	3.29	88.5	3.48	✓	✓
Z29	177.2	6.98	179.0	7.05	20.0	0.79	70.0	2.76	n/a	n/a	89.8	3.54	94.6	3.72	✓	✓
Z31	189.3	7.45	192.0	7.56	20.0	0.79	70.0	2.76	n/a	n/a	95.9	3.78	100.6	3.96	✓	✓

Two part sprocket

No. of teeth	Pitch diameter		Overall diameter		Min. ϕ bore		Max. ϕ bore		Hub diameter		Dimension A		Dimension B		Molded PA6 LG
	mm	in	mm	in	mm	in	mm	in	mm	in	mm	in	mm	in	
Z25	153.2	6.03	155.0	6.10	20.0	0.79	40.0	1.57	58.0	2.28	77.4	3.05	82.5	3.25	✓

Non standard material and color:
See uni Material and Color Overview.

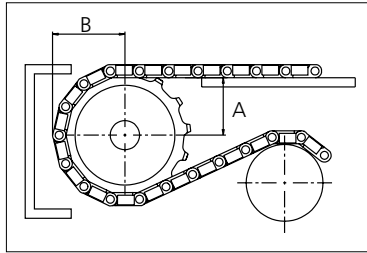
Cast iron sprocket



Machined sprocket



Molded two part sprocket



Please ensure that sufficient size shaft and keyway are chosen for corresponding load.

Other sprocket sizes are available upon request

Width of tooth: 79.4 mm/3.13 in

Width of sprocket: 79.4 mm/3.13 in

uni Retainer Rings: See uni Retainer Ring data sheet

uni Idler: See uni Idler data sheet

uni Guide Rings can be mounted on cast iron and machined sprockets. See uni Guide Rings data sheet