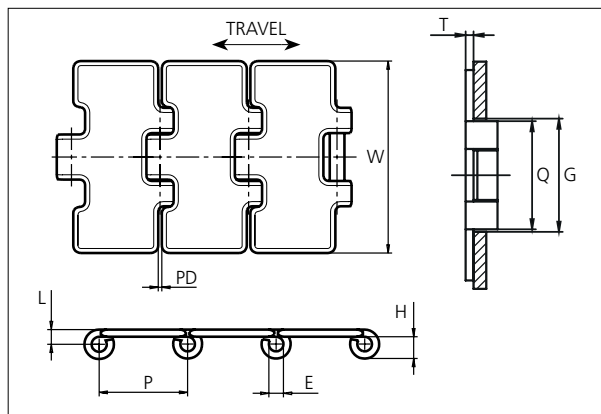


Slat Top Stainless Steel Chain

Series **uni 812** Type **Single Hinge**



Slat Top Stainless Steel Chain
 Straight running chain
 Pitch: 38.1 mm (1.50 in)
 Backflex radius:
 150.0 mm (5.91 in)
 Standard shipping lengths:
 coils of 80 links
 = 3.048 m (10.0 ft)

STANDARD

E		G		H		L		P		Q		T		PD	
mm	in	mm	in	mm	in	mm	in	mm	in	mm	in	mm	in	mm	in
6.4	0.25	44.5	1.75	9.9	0.39	6.5	0.26	38.1	1.50	42.5	1.67	3.0	0.12	1.6	0.06

STRAIGHT RUNNING


Width (W)		Weight		Permissible tensile strength N/lbf	Chain material	Pin material*	Surface	
mm	in	kg/m	lb/ft				Roughness	Hardness
K225	57.1	2.25	2.18	2250 / 506	ASI 430 (Work hardened ferritic stainless steel)	AISI 431 (Work hardened magnetic stainless steel)	< 0.5 μm	20 HRC
K250	63.5	2.50	2.25					
K325	82.6	3.25	2.65					
K400	101.6	4.00	3.00					
K450	114.3	4.50	3.30					
K600	152.4	6.00	4.20					
K750	190.5	7.50	5.10					

PITCH 38.1 MM/1.50 IN

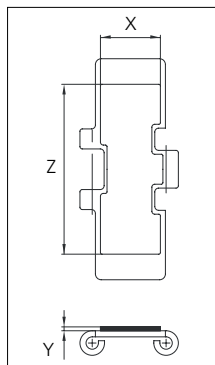
* Chains with special hardened pin (HP) for additional wear resistance and higher corrosion strength are made to order.

Accessories

Rubber Top



Non stock item. Contact Customer Service for delivery time.



Width	Rubber material	Z		X		Y	
		mm	in	mm	in	mm	in
K125	06 K	27.0	1.06	20.0	0.79	2.0	0.08
K325	06 K	77.0	3.03	30.0	1.18	2.0	0.08
K450	06 K	108.0	4.25	27.0	1.06	2.0	0.08
K600	06 K	146.0	5.75	30.0	1.18	2.0	0.08
K750	06 K	146.0	5.75	30.0	1.18	2.0	0.08



Sprocket

No. of teeth	Pitch diameter		Overall diameter		Min. ϕ bore		Max. ϕ bore		Hub diameter		Dimension A		Dimension B		Molded PA6 LG	Molded Cast Iron	Machined PA6
	mm	in	mm	in	mm	in	mm	in	mm	in	mm	in	mm	in			
Z13	82.0	3.22	79.0	3.11	20	0.8	40	1.6	n/a	n/a	29.8	1.17	48.1	1.89		✓	
Z19	117.3	4.62	117.0	4.61	20	0.8	40	1.6	58	2.28	58.7	2.31	64.5	2.54	✓	✓	
Z21	129.2	5.09	130.0	5.12	20	0.8	40	1.6	58	2.28	65	2.56	70.5	2.78	✓	✓	
Z23	141.2	5.56	142.0	5.59	20	0.8	40	1.6	58	2.28	71.2	2.80	76.5	3.01	✓	✓	
Z25	153.2	6.03	155.0	6.10	20	0.8	40	1.6	58	2.28	77.4	3.05	82.5	3.25	✓	✓	
Z27	165.2	6.50	167.0	6.57	20	0.8	70	2.8	n/a	n/a	83.6	3.29	88.5	3.48		✓	✓
Z29	177.2	6.98	179.0	7.05	20	0.8	70	2.8	n/a	n/a	89.8	3.54	94.6	3.72		✓	✓
Z31	189.3	7.45	192.0	7.56	20	0.8	70	2.8	n/a	n/a	95.9	3.78	100.6	3.96		✓	✓

Two part sprocket

No. of teeth	Pitch diameter		Overall diameter		Min. ϕ bore		Max. ϕ bore		Hub diameter		Dimension A		Dimension B		Molded PA6 LG
	mm	in	mm	in	mm	in	mm	in	mm	in	mm	in	mm	in	
Z19	117.3	4.62	117.0	4.61	20.0	0.79	40.0	1.57	58.0	2.28	58.7	2.31	64.5	2.54	✓
Z21	129.2	5.09	130.0	5.12	20.0	0.79	40.0	1.57	58.0	2.28	65.0	2.56	70.5	2.78	✓
Z23	141.2	5.56	142.0	5.59	20.0	0.79	40.0	1.57	58.0	2.28	71.2	2.80	76.5	3.01	✓
Z25	153.2	6.03	155.0	6.10	20.0	0.79	40.0	1.57	58.0	2.28	77.4	3.05	82.5	3.25	✓

Molded sprocket



Cast iron sprocket



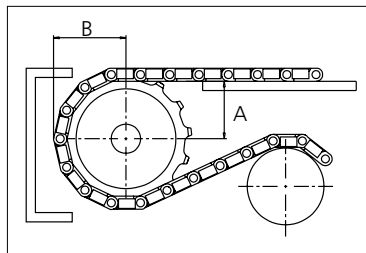
Machined sprocket



Two part sprocket



Non standard material and color:
See uni Material and Color Overview.



Please ensure that sufficient size shaft and keyway are chosen for corresponding load.

Other sprocket sizes are available upon request

Width of tooth: 42.3 mm/1.67 in

Width of sprocket: 42.3 mm/1.67 in

uni Retainer Rings: See uni Retainer Ring data sheet

uni Idler: See uni Idler data sheet

uni Guide Rings can be mounted on cast iron and machined sprockets. See uni Guide Rings data sheet