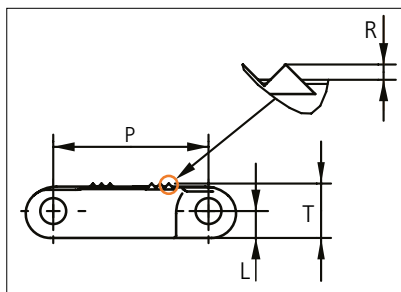


Plastic Modular Belt

Series **uni LPB** Type **Rough**



Straight running belt
 Nominal pitch: 25.4 mm (1.00 in)
 Surface type: Rough POM-NL (R10)
 Surface type: Rough PP-FREC (R11)
 Surface opening: Closed
 Backflex radius: 25.0 mm (0.98 in)
 Pin diameter: 4.0 mm (0.16 in)

Belt material & color	POM-NL K	PP-FREC K	mm		in			
			P (Nominal)	25.4	1.00	R	0.9	0.04
Pin material & color	PA6.6 B		L	4.4	0.17	T	8.9	0.35

Non standard material and color: See uni Material and Color Overview.

Alternative pin and lock materials: Lockpin: PBT **LG**

Belt width		Permissible tensile force (Belt/pin material)				***Belt weight (Belt/pin material)				Min No drive sprocket per shaft	Number of wear strips (min no)	
		POM-NL/PA66		PP-FREC/PA66		POM-NL/PA66		PP-FREC/PA66			**Carry (pcs)	**Return (pcs)
mm	in	N	lbf	N	lbf	Kg/m	lb/ft	Kg/m	lb/ft			
153	6.0	5355	1204	1913	430	1.0	0.68	0.7	0.45	2	1	1
229	9.0	8015	1802	2863	643	1.5	1.02	1.0	0.68	2	1	1
305	12.0	10675	2400	3813	857	2.0	1.35	1.3	0.90	3	3	2
381	15.0	13335	2998	4763	1071	2.5	1.69	1.7	1.13	3	3	2
457	18.0	15995	3596	5713	1284	3.0	2.03	2.0	1.35	4	4	2
533	21.0	18655	4194	6663	1498	3.5	2.36	2.3	1.58	4	4	2
609	24.0	21315	4792	7613	1711	4.0	2.70	2.7	1.80	5	5	3
686	27.0	24010	5397	8575	1928	4.5	3.04	3.0	2.03	5	5	3
762	30.0	26670	5995	9525	2141	5.0	3.38	3.4	2.25	6	6	3
838	33.0	29330	6593	10475	2355	5.5	3.72	3.7	2.48	6	6	3
914	36.0	31990	7191	11425	2568	6.0	4.05	4.0	2.70	7	7	4
990	39.0	34650	7789	12375	2782	6.5	4.39	4.4	2.93	7	7	4

Additional standard belt widths are available in steps of 76.0 mm (2.99 in). Additional non-standard belt widths are available in steps of 76.0 mm (2.99 in).

1979	77.9	69265	15571	24738	5561	13.1	8.78	8.7	5.85	14	14	7
------	------	-------	-------	-------	------	------	------	-----	------	----	----	---

Additional standard belt widths are available in steps of 76.0 mm (2.99 in). Additional non-standard belt widths are available in steps of 76.0 mm (2.99 in).

2969	116.9	103915	23360	37113	8343	19.6	13.17	13.1	8.78	20	20	10
------	-------	--------	-------	-------	------	------	-------	------	------	----	----	----

General belt tolerance is +0/-0.4% at 23°C/73°F and 50% RH. For exact belt width contact Customer Service. Non standard belt width on request

*Max. Load per Drive Sprocket. Belt material: POM-NL 2300 N (517 lbf), PP-FREC 1300 N (292 lbf)

**Full Carry way support (FS) deck of wearstrip material recommended for safe walk belts.

***Return belt support via free running gravity rollers recommended to avoid marking safe walk belt surface.

Surface grip in material NL (R10), PP-FREC (R11).

□ = Single Link



STANDARD


STRAIGHT RUNNING

PITCH 25.4 MM/1.00 IN

Sprocket

No. of teeth	Bore size										Overall diameter		Pitch diameter		Hub diameter		Dimension A		Dimension B		Single row/Two way	Moulded	PA6 LG
	Pilot bore	in	1.00	1.18	1.25	1.50	1.57	2.36	2.50														
	mm	25.4	30.0	31.8	38.1	40.0	60.0	63.5	mm	in	mm	in	mm	in	mm	in	mm	in					
Z10	✓	●	●	●	■	●			80.3	3.16	82.2	3.24	65.0	2.56	34.7	1.36	45.5	1.79	✓	✓			
Z12	✓	●	●	●	■	■			96.8	3.81	98.1	3.86	70.0	2.76	43.0	1.69	53.5	2.11	✓	✓			
Z15	✓		●	●	■	■	2	1	121.5	4.78	122.2	4.81	70.0 100.0 104.0	2.76 3.94 4.09	55.4	2.18	65.5	2.58	✓	✓			
Z18	✓		●	●	■	■	2	1	146.0	5.75	146.3	5.76	70.0 104.0 120.0	2.76 4.09 4.72	67.6	2.66	77.5	3.05	✓	✓			
Z19	✓		●	●	■	■	1	1	154.2	6.07	154.3	6.07	70.0 120.0	2.76 4.72	71.7	2.82	81.6	3.21	✓	✓			

● Moulded sprocket ■ Moulded sprocket ■ Moulded sprocket

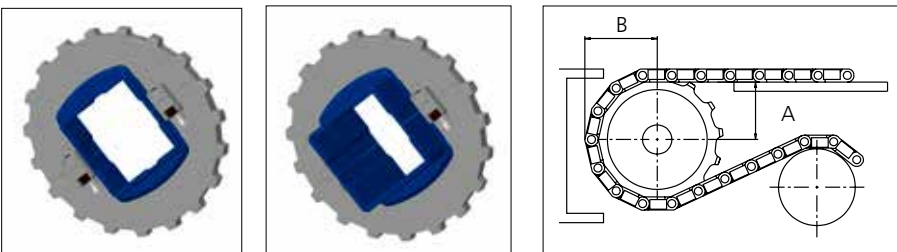


Other sprocket sizes are available upon request.
 Round bores are always delivered with keyway.
 Max load per sprocket shown does not take bore size into account.
 Please also ensure that sufficient size shaft is chosen for corresponding load.
 Other bore sizes are available upon request.
 uni Retainer Rings: See uni Retainer Ring data sheet.
 Width of tooth = 10.0 mm (0.39 in)
 Width of OnePart sprocket = 25.0 mm (0.98 in)

uni UltraFit Two-Part Sprocket

No. of teeth	Bore size					Overall diameter		Pitch diameter		Hub/adaptor diameter		Hub/adaptor width		Dimension A		Dimension B		Single row/Two way	Moulded	PA6 LG	Adapter Moulded POM-D B
	in	1.50	1.57	2.36	2.50																
	mm	38.1	40.0	60.0	63.5	mm	in	mm	in	mm	in	mm	in	mm	in						
Z12		■	■			96.8	3.81	98.2	3.87	83.0	3.27	25.0 76.0	0.98 2.99	43	1.69	53.5	2.11	✓	✓	✓	
Z13		■	■			104.8	4.13	106.2	4.18	83.0	3.27	25.0 76.0	0.98 2.99	47.1	1.86	57.1	2.25	✓	✓	✓	
Z15		■	■	■	■	121.5	4.78	122.5	4.82	106.0	4.14	25.0 76.0	0.98 2.99	55.4	2.18	65.5	2.58	✓	✓	✓	
Z16		■	■	■	■	129.7	5.11	130.2	5.13	106.0	4.14	25.0 76.0	0.98 2.99	59.5	2.35	69.5	2.74	✓	✓	✓	
Z18		■	■	■	■	146.1	5.75	146.3	5.76	106.0	4.14	25.0 76.0	0.98 2.99	67.6	2.66	77.5	3.05	✓	✓	✓	
Z19		■	■	■	■	154.2	6.07	154.3	6.07	106.0	4.14	25.0 76.0	0.98 2.99	71.7	2.82	81.6	3.21	✓	✓	✓	

■ Moulded uni UltraFit TwoPart Sprocket (Narrow adapter) ■ Moulded uni UltraFit TwoPart Sprocket (Wide adapter)



For correct sprocket position:
 See uni Assembly Instructions for uni QNB.
 For more detailed sprocket information contact Customer Service.

uni LPB Rough/181008